











## Section 10

13. For the following items, please rate how important, in terms of successfully completing your research degree programme, you consider them to be (1 = Not at all important and 5 = Very important) and how satisfied you are with them (1 = Not satisfied at all and 5 = Very satisfied)

### 13.a. Supervisory support and guidance -- Importance






1:		0.0%	0
2:		0.0%	0
3:		2.9%	1
4:		8.6%	3
5:		88.6%	31

### 13.a.i. Supervisory support and guidance -- Satisfaction






1:		0.0%	0
2:		8.6%	3
3:		20.0%	7
4:		25.7%	9
5:		45.7%	16

### 13.a.ii. Supervisory support and guidance -- Comment

### 13.b. Opportunities to develop a range of research skills -- Importance






1:		0.0%	0
2:		0.0%	0
3:		5.9%	2
4:		38.2%	13
5:		55.9%	19

### 13.b.i. Opportunities to develop a range of research skills -- Satisfaction

1:		2.9%	1
2:		8.8%	3
3:		32.4%	11
4:		35.3%	12
5:		20.6%	7

### 13.b.ii. Opportunities to develop a range of research skills -- Comment

### 13.c. Opportunities to develop a range of transferable skills -- Importance




























1:		2.9%	1
2:		5.9%	2
3:		17.6%	6
4:		35.3%	12
5:		38.2%	13

### 13.c.i. Opportunities to develop a range of transferable skills -- Satisfaction

1:		2.9%	1
2:		11.8%	4
3:		35.3%	12
4:		35.3%	12
5:		14.7%	5
<b>13.c.ii. Opportunities to develop a range of transferable skills -- Comment</b>			
<b>13.d. Access to appropriate facilities -- Importance</b>			
1:		0.0%	0
2:		3.0%	1
3:		9.1%	3
4:		36.4%	12
5:		51.5%	17
<b>13.d.i. Access to appropriate facilities -- Satisfaction</b>			
1:		6.1%	2
2:		6.1%	2
3:		15.2%	5
4:		54.5%	18
5:		18.2%	6
<b>13.d.ii. Access to appropriate facilities -- Comment</b>			
<b>13.e. The research environment -- Importance</b>			
1:		0.0%	0
2:		3.0%	1
3:		9.1%	3
4:		48.5%	16
5:		39.4%	13
<b>13.e.i. The research environment -- Satisfaction</b>			
1:		0.0%	0
2:		12.1%	4
3:		39.4%	13
4:		42.4%	14
5:		6.1%	2
<b>13.e.ii. The research environment -- Comment</b>			
<b>13.f. Provision of guidance on institutional standards and expectations for your research degree programme -- Importance</b>			
1:		0.0%	0
2:		0.0%	0
3:		11.4%	4

4:		42.9%	15
5:		45.7%	16
<b>13.f.i. Provision of guidance on institutional standards and expectations for your research degree programme -- Satisfaction</b>			
1:		8.6%	3
2:		8.6%	3
3:		31.4%	11
4:		28.6%	10
5:		22.9%	8
<b>13.f.ii. Provision of guidance on institutional standards and expectations for your research degree programme -- Comment</b>			

<b>14. Please rate the following broad aspects of your research degree programme in terms of how your experience of them has met with your expectations (-3 = it is much more negative, 0 = it has met my expectations, +3 = it is much more positive)</b>			
<b>14.a. Supervisory support and guidance</b>			
-3:		2.9%	1
-2:		2.9%	1
-1:		8.8%	3
0:		14.7%	5
1:		14.7%	5
2:		23.5%	8
3:		32.4%	11
<b>14.b. Opportunities to develop a range of research skills</b>			
-3:		2.9%	1
-2:		2.9%	1
-1:		11.4%	4
0:		40.0%	14
1:		11.4%	4
2:		20.0%	7
3:		11.4%	4
<b>14.c. Opportunities to develop a range of transferable skills</b>			
-3:		2.9%	1
-2:		0.0%	0
-1:		17.6%	6
0:		38.2%	13
1:		14.7%	5
2:		11.8%	4

3:		14.7%	5
<b>14.d. Access to appropriate facilities</b>			
-3:		5.9%	2
-2:		5.9%	2
-1:		8.8%	3
0:		29.4%	10
1:		17.6%	6
2:		14.7%	5
3:		17.6%	6
<b>14.e. The research environment</b>			
-3:		0.0%	0
-2:		2.9%	1
-1:		29.4%	10
0:		29.4%	10
1:		5.9%	2
2:		29.4%	10
3:		2.9%	1
<b>14.f. Provision of guidance on institutional standards and expectations for your research degree programme</b>			
-3:		8.8%	3
-2:		5.9%	2
-1:		11.8%	4
0:		26.5%	9
1:		17.6%	6
2:		14.7%	5
3:		14.7%	5
<b>14.g. Overall experience of my research programme</b>			
-3:		0.0%	0
-2:		2.9%	1
-1:		5.7%	2
0:		31.4%	11
1:		17.1%	6
2:		25.7%	9
3:		17.1%	6

**15. I am confident that I will complete my research degree programme more or less within the planned timescale (1 = Strongly Disagree and 5 = Strongly Agree)**

1:		2.9%	1
2:		5.7%	2
3:		25.7%	9
4:		28.6%	10
5:		37.1%	13