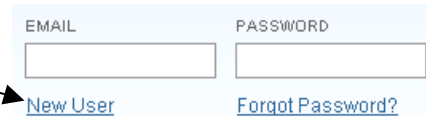


Instructions for Students to access Turn-It-In Plagiarism detection software.

Before you complete this process, you will need a **Class ID** and an **enrolment password** from your tutor. *If you have been asked to access Turn-It-In and do not have this information, you will need to go back to your tutor.*

1. Go to <http://submit.ac.uk> and click on **New User**



EMAIL PASSWORD
[New User](#) [Forgot Password?](#)

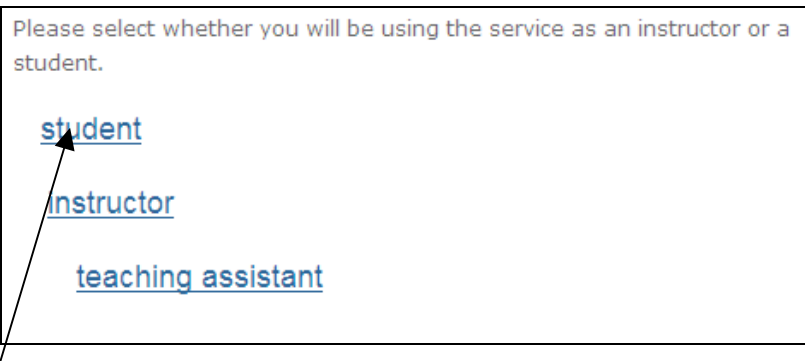
2. Then click on Enrol as a Student. You will then be presented with a message stating that you require a class ID and enrolment password before you proceed.

Enrol as a student

Class enrolment information **MUST** be obtained from your tutor prior to accessing the service. If you have your class enrolment information and are ready to enrol as a student, [click here](#).

If you have the required information, click this link

3. You will then be asked which type of access you require



Please select whether you will be using the service as an instructor or a student.

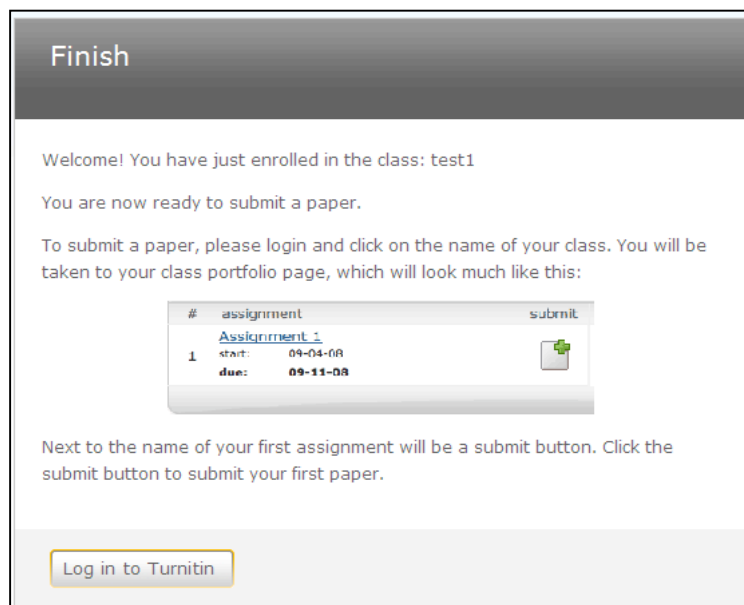
[student](#)
[instructor](#)
[teaching assistant](#)

Click on Student

4. Now Scroll down and complete all of the text fields and click

I agree -- create profile

5. You will now see the “Finish” screen detailing instructions on how to access your class portfolio page.




Finish

Welcome! You have just enrolled in the class: test1

You are now ready to submit a paper.

To submit a paper, please login and click on the name of your class. You will be taken to your class portfolio page, which will look much like this:

#	assignment	submit
1	Assignment 1 start: 09-04-08 due: 09-11-08	

Next to the name of your first assignment will be a submit button. Click the submit button to submit your first paper.

[Log in to Turnitin](#)