

# Adding Apps to the iPod Touch



# Adding Apps

Select App Store at the bottom right of the Home Screen

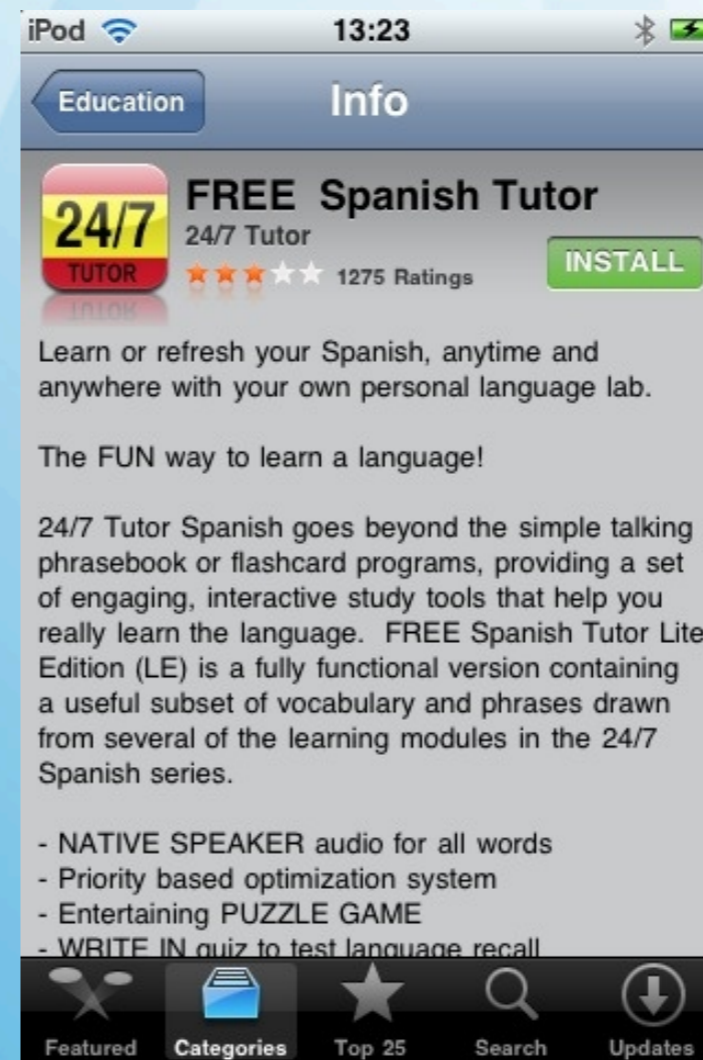


Select **Categories** to browse available apps

Choose the app you want to download. This will present you with a detailed description and price.

Press the button displaying the price, and this will change to a green **Install** graphic

If you are already signed in, you can simply download the app, which will then appear on the device



If you have not yet signed in, or have not yet created an iTunes account, you will be prompted to do so before you can download any apps, music or video

# Creating an iTunes Account on the iPod Touch

Your iPod Touch must be associated with an iTunes account, even to download free content

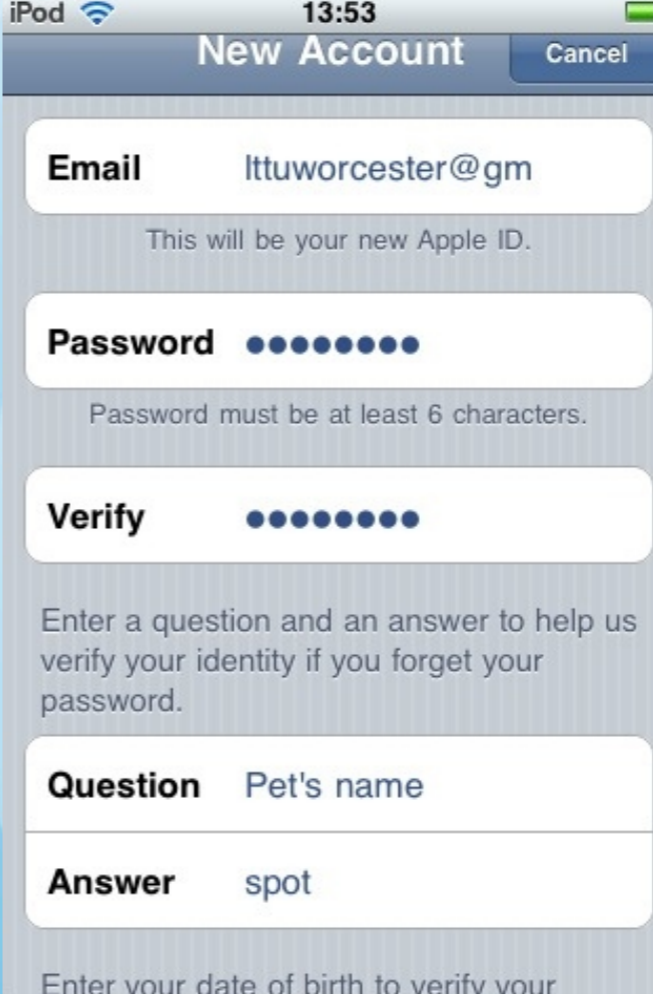
When accessing the iTunes Store or App Store for the first time, you will be prompted to sign in or create an account

Choose [Create New Account](#)



Choose the UK store and read and agree to the terms and conditions

Fill in your new account details, select any Apple updates you would like to subscribe to, and choose [Next](#)



iPod 13:53

**New Account** Cancel

**Email** lttuworcester@gm  
This will be your new Apple ID.

**Password** ●●●●●●  
Password must be at least 6 characters.

**Verify** ●●●●●●  
Enter a question and an answer to help us verify your identity if you forget your password.

**Question** Pet's name

**Answer** spot

Enter your date of birth to verify your

# Enter Billing Information

You can associate your iTunes account with a credit card to quickly and easily purchase content

If you wish to set up an account without a credit card, or plan to use iTunes vouchers, you can select this here by choosing **None** for payment type

Enter your billing address details and finish your account setup



iPod 14:00

**New Account** Cancel

**Billing Information**  
If you provide a payment method now, you will not be charged until you make a purchase. If you select None, you will be asked to provide a payment method when you make your first purchase.

**Payment Card** None

**iTunes Gift Cards and Certificates**

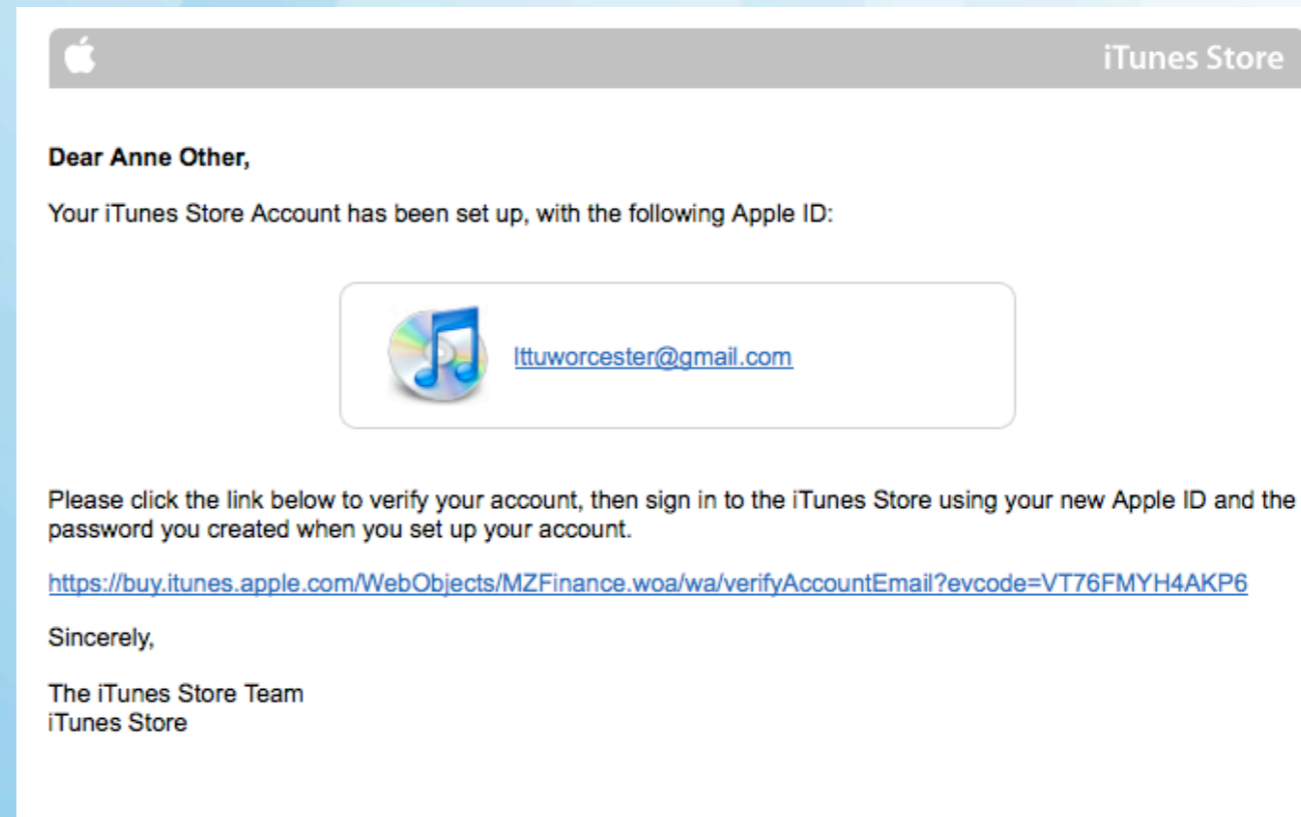
**Code** Enter Code

**Billing Address**

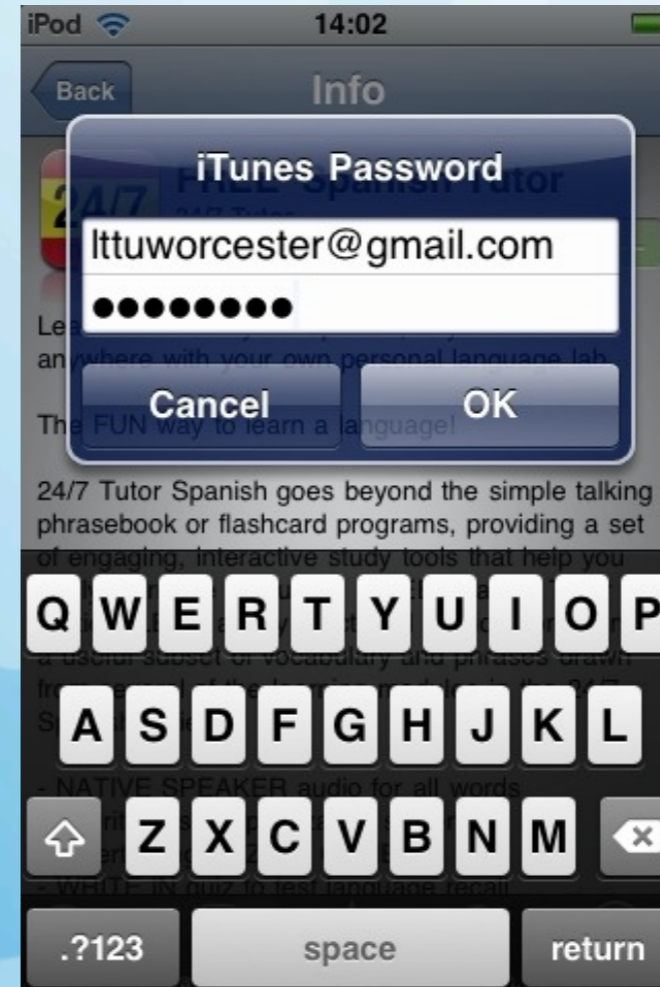
**First Name** John

**Last Name** Appleseed

You will be emailed your iTunes account details,  
and you must click on the link within the email to  
verify the account



Finally, log in to iTunes on your iPod Touch with your new account. You can now access the iTunes store, download apps, podcasts and video content



For further help and information in using the iPod Touch at the University of Worcester, please contact [eos@worc.ac.uk](mailto:eos@worc.ac.uk)

Official Apple iPod Touch documentation can be found here:  
[Apple iPod Touch Manual](#)